

CONTENTS

Acknowledgements

Contents

Executive Summary

Introduction

Approach and Methods

Main Impacts of Covid-19 on Money A+E Service Users

➤ t

➤ t

EXECUTIVE SUMMARY

t t t t -1

t t

t t, ,

t

,t t t t

t t t t

-1 t

t t , t

t t .

(+) , t

- t t -1
- t tt t t t
- t , t
- tt t t t t t t t
- t t t t t t t
- t t -1 ,
- t - t t tt t
- t -1 . t t t +'
- tt tt t t t ,
- t t t ,
- tt t ,
- t t t t .



+ t (-1)

INTRODUCTION

t t t t ,
t t t t
t t tt -1
- 2020.
tt t ,
,t t
, t t t
t t,t t
t t ()
t t t t .
t .
t t
t , t t t
t t . 41000
t -1 tt t
t (t 2020), t
t -t t t .
,2.4 t(
t) t t tt
t t (D 2020),
t,t , t t 2
t t tt (

MAIN IMPACTS OF COVID-19 ON MONEY A+E SERVICE USERS

HEALTH

Health impacts include: increased mental health issues, physical health decline, and reduced access to healthcare services. There is a significant increase in self-reported health problems, particularly in the areas of mental health and chronic conditions. The impact is more severe for those with pre-existing health conditions and those in lower socioeconomic groups.

Key findings include:

- Increased mental health issues (e.g., anxiety, depression).
- Physical health decline (e.g., increased chronic conditions, reduced physical activity).
- Reduced access to healthcare services (e.g., delayed GP appointments, reduced hospital care).
- Increased self-reported health problems.
- More severe impact for those with pre-existing health conditions.
- More severe impact for those in lower socioeconomic groups.



2020).

2020).

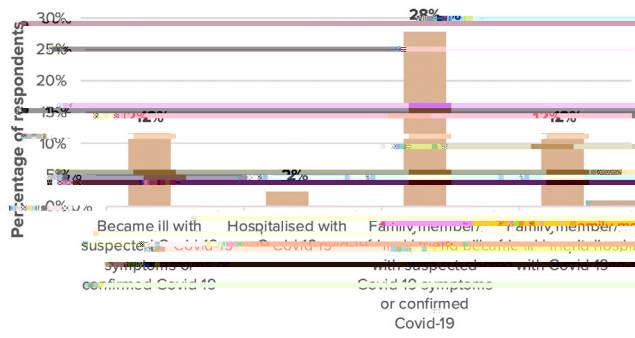


Figure 1.

2).

3).

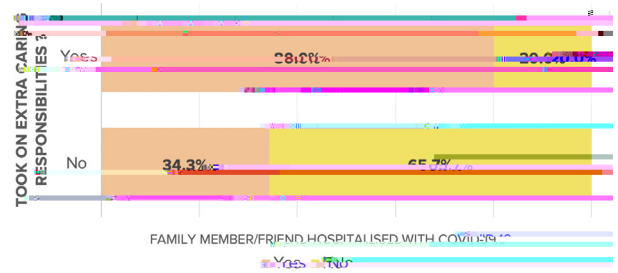


Figure 2.

).




Figure 3.

4).




Figure 4.

WORK




Figure 5.

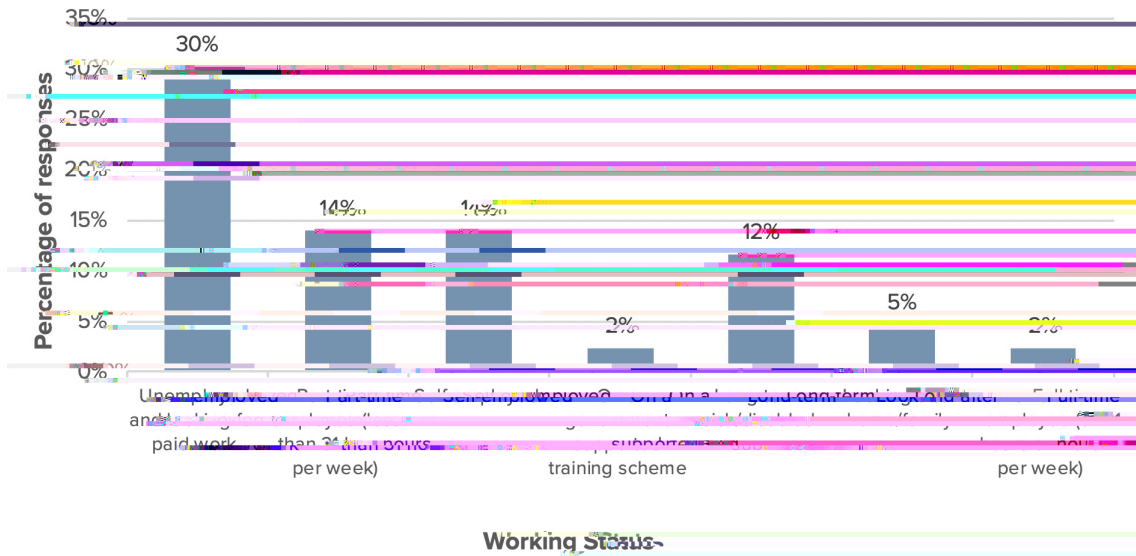


Figure 6.

RELATIONSHIPS

t t t t
t 25% t t tt .
t t t t t
21% t t tt , t
t t (11).
+

REFERENCES

t 2020. T f 2020. t
 t -1 t t t t t t t t
 .T G 1 t 2020. tt //
 D 2020 t t t t .11t t t . / - /2020/ /01/ -1 -
 2020. (D t t , - - - - t- t -
 t. tt // . . / t/
 t / - t-t t t -2 - -
 2013-t - - -2020/ - t-t t t -2 - + .2020. t 201 -2020
 -2013-t - - -2020# t t- - - 30 2020. + .

2020. t 2020 . (D-1) t
 t t t t , t 2
 t t - t. f 2020 t 10 2020. Off f N
 tt t t, . tt // S .7t 2020. t tt //
 . . / t tt/ / t / t tt/ / t / t / t /

2020. t 2020 . (D-1)
 t t t t ,
 .T G 13t 2020. tt // 21 t 2020. Off f N
 .t . / t /2020/ S 21 t t 2020. tt // .
 /13/ - - - - - . . / t t /
 - t / t /

2020. -1 21 t2020
 t tt 2t tt .T
 G 22 t 2020. t tt // D t t. 201*.
 .t . / /2020/ /21/ t t t t t .
 -1 - - - t - t-t -2t - - t- f t t t .
 t t tt // t. . . .
 . / t/ / t / /

2020. t , tt t t /6*6071/ D
 t t t t 201*.
 t. 2020. t .
 t. tt // . t. . /

t t t .T t. 201 .R
 R F 14 2020. P f L :W C L
 t tt // . t t . / / T f tt t
 /2020/07/ - - t t. t. tt // t t 1. . /
 .2020. .T t t /5 0 0516 07 51 64 336 2/t/5 03 62 5
 R F 14 2020. t t . / / 6 1 0001 6266/156052*440423/ t
 t tt // . t t . / / 14061 t.

APPENDIX 1: SURVEY

Money A+E Covid 19 Response

Thank you for taking the time to complete this survey. Your responses will be held in confidence and how you have responded will be shared with the people who work with them and to build on and improve their services. All answers you provide will be treated with strict confidentiality and you will remain anonymous to any reports of this survey.

Please enter your postcode:

How has Covid-19 impacted you?
(Tick all that apply)

Reduced hours
 Made redundant
 Furloughed
 Worked reduced hours
 Unable to work for a period of time
 Unable to work at all
 Unable to work at my place of work
 Looked for extra care or support
 Spent more money
 Froze mortgage payments for a period of time
 Lost my electricity, gas or other services
 Lost my accommodation (due to Covid-19 related reasons)
 Didn't pay rent for some or all of the time
 Had services (gas, electricity, internet) turned on at some point
 Covid-19 symptoms or confirmed Covid-19
 Family member/friend hospitalised with Covid-19
 Family member/friend ill with suspected Covid-19 symptoms or confirmed Covid-19
 I've noticed a change in the frequency and nature of relationships in my community?
 No change
 In general, my social relationships are a little bit stronger
 In general, my social relationships are a little bit weaker
 In general, my social relationships are much stronger
 In general, my social relationships are much weaker
 Don't know/no comment.

How optimistic are you that your community ...

Not at all optimistic Moderate Very optimistic

will recover socially?

will recover in terms of physical and mental health?

What is your residential situation?

Live alone

Live with family

Live with friends

ABOUT THE INSTITUTE FOR GLOBAL PROSPERITY

t t t t t

ABOUT MONEY ADVICE AND EDUCATION

+ - t
 t t (, , t t)
 t t t .
 t 1-t -1 , , t
 t ,t t .
 t t t , t
 t , t ,
 t , tt t .

CONTACT

www.ucl.ac.uk/bartlett/igp

igp@ucl.ac.uk

